

Club Notes:



January 2012



Happy
New
Year!


The Sapphire Duchess
contains 127 patterns,
including 59 panos,
a retail value of
\$1565.00.

It's hard to believe that 2012 is already here! This year, Kim and I have something going on each month, at least through the 1st half of the year. Kim will be traveling to Montana for the memorial service for her Mom, and then almost as soon as she returns, we both go to Oregon. In February, we have our guild's retreat (and we're on the Retreat committee). Kim is throwing a bridal shower for my oldest daughter in February. Then, the wedding is in March (and both my wedding anniversary and Kim's wedding anniversary are also in March). In April, Kim's oldest daughter is due to deliver a baby girl. MQS is in May. I have a family reunion to host in June, and we are putting on the SUGAR Conference in June. I think we'll run away in July.

We know that each one of you has lives just as full as ours...family, friends, and quilting businesses. May 2012 find you in good health, in good company, and as busy as you want to be.

—Janet & Kim

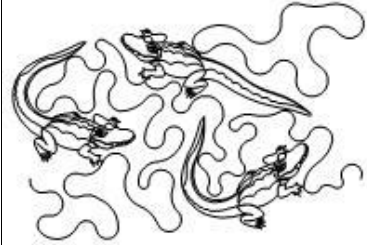
Panos




Pattern: 2012 pano
Archive: Sapphire Duchess




Pattern: alligator pano 001
Archive: Sapphire Duchess



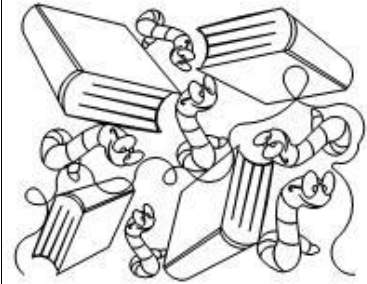
Pattern: alligator pano 002
Archive: Sapphire Duchess



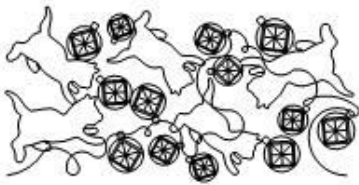
Pattern: baseballs and fballs
Archive: Sapphire Duchess



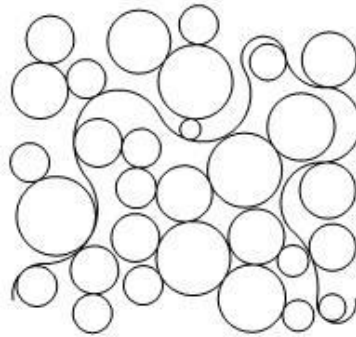
Pattern: bballs and bballs
Archive: Sapphire Duchess




Pattern: bookworm pano 001
Archive: Sapphire Duchess



Pattern: christmas kitten pano 001
Archive: Sapphire Duchess




Pattern: circle pano 001
Archive: Sapphire Duchess



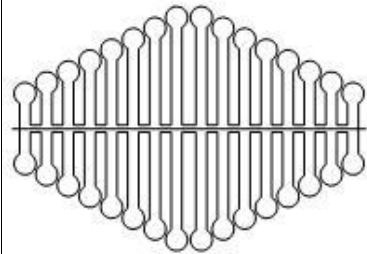
Pattern: classy curls pano 004
Archive: Sapphire Duchess



Pattern: corkscrew curl pano 001
Archive: Sapphire Duchess




Pattern: cross country pano 001
Archive: Sapphire Duchess




Pattern: dna pano 001
Archive: Sapphire Duchess

Panos Cont.




Pattern: dna pano 002
Archive: Sapphire Duchess



Pattern: duck pano 003
Archive: Sapphire Duchess




Pattern: elephant pano 003
Archive: Sapphire Duchess



Pattern: elephant pano 004
Archive: Sapphire Duchess



Pattern: elise pano
Archive: Sapphire Duchess



Pattern: fairy flower pano 001
Archive: Sapphire Duchess



Pattern: go broncos pano 001
Archive: Sapphire Duchess




Pattern: go eagles pano 002
Archive: Sapphire Duchess



Pattern: go giants pano 001
Archive: Sapphire Duchess



Pattern: go hawks pano 001
Archive: Sapphire Duchess




Pattern: hebron bears pano
Archive: Sapphire Duchess



Pattern: jack pano 001
Archive: Sapphire Duchess

Panos Cont.



Pattern: jamie pano 001
Archive: Sapphire Duchess



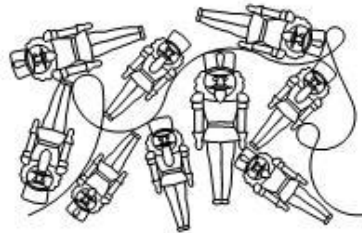
Pattern: keys pano 001
Archive: Sapphire Duchess



Pattern: leafy pano 001
Archive: Sapphire Duchess



Pattern: musical pano 007
Archive: Sapphire Duchess



Pattern: nutcracker pano 002
Archive: Sapphire Duchess



Pattern: oma loves
Archive: Sapphire Duchess



Pattern: pines and animals 001
Archive: Sapphire Duchess



Pattern: pines and animals 002
Archive: Sapphire Duchess



Pattern: pines and animals 003
Archive: Sapphire Duchess



Pattern: pines and animals 004
Archive: Sapphire Duchess



Pattern: pines and animals 005
Archive: Sapphire Duchess



Pattern: pines and animals 006
Archive: Sapphire Duchess

Panos cont.



Pattern: pines and animals 007

Archive: Sapphire Duchess



Pattern: pines and animals 008

Archive: Sapphire Duchess



Pattern: pines and animals 009

Archive: Sapphire Duchess



Pattern: pines and animals 010

Archive: Sapphire Duchess



Pattern: pines and animals 011

Archive: Sapphire Duchess



Pattern: pines and animals 012

Archive: Sapphire Duchess



Pattern: pines and animals 013

Archive: Sapphire Duchess



Pattern: ribbon abby

Archive: Sapphire Duchess



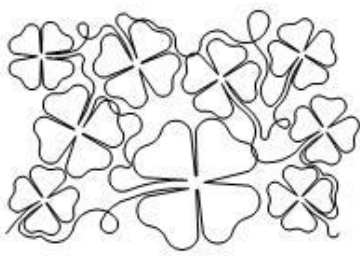
Pattern: ribbon love dance

Archive: Sapphire Duchess



Pattern: sam pano 001

Archive: Sapphire Duchess



Pattern: shamrock pano 001

Archive: Sapphire Duchess



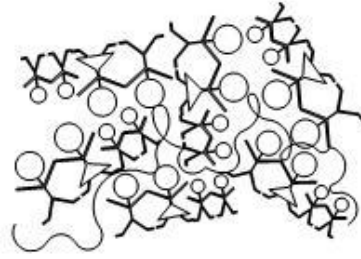
Pattern: sports pano 004

Archive: Sapphire Duchess

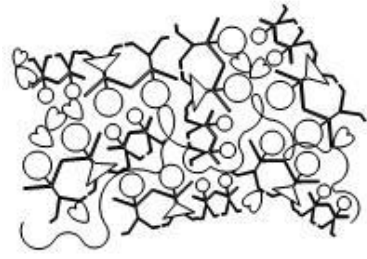
Panos Con't.



Pattern: stars and loops 7
Archive: Sapphire Duchess



Pattern: stick family pano 001
Archive: Sapphire Duchess



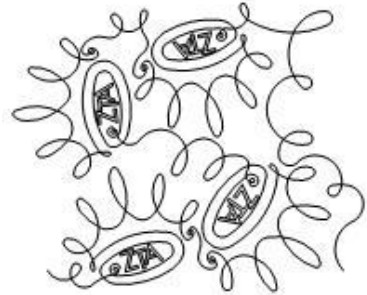
Pattern: stick family pano 002
Archive: Sapphire Duchess



Pattern: sweethearts special delainey
Archive: Sapphire Duchess



Pattern: two peas pano 001
Archive: Sapphire Duchess

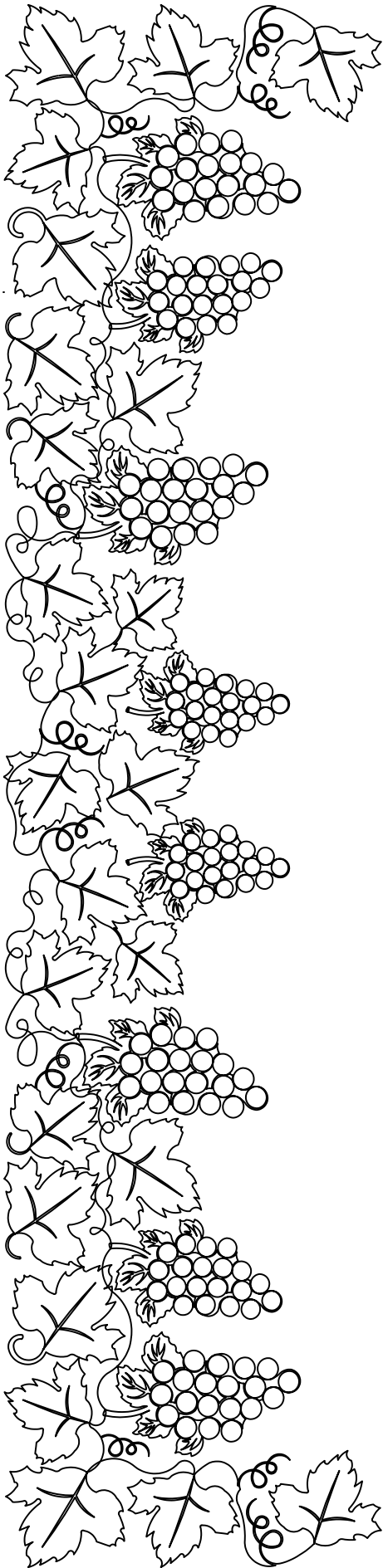


Pattern: zta crown pano
Archive: Sapphire Duchess



<http://www.sugarconference.com>

Statler Users: Registration is still open and there are still a lot of great classes available.




Grape Arbor


This pattern was designed to be quilted at the top of a quilt.

Then, I used it on one of my customer's quilts (it was a wine quilt). I quilted this at the top, and then used the grape leaf pano and trimmed out this pattern.


It was gorgeous!




One of our Crown Jewels Club members had a basket quilt to do. Each block was a different basket. Although the piecing was different for each block, there were three different handle styles. Her biggest challenge was quilting the inside of the basket handles. Kim made these three patterns to fill each basket with flowers.



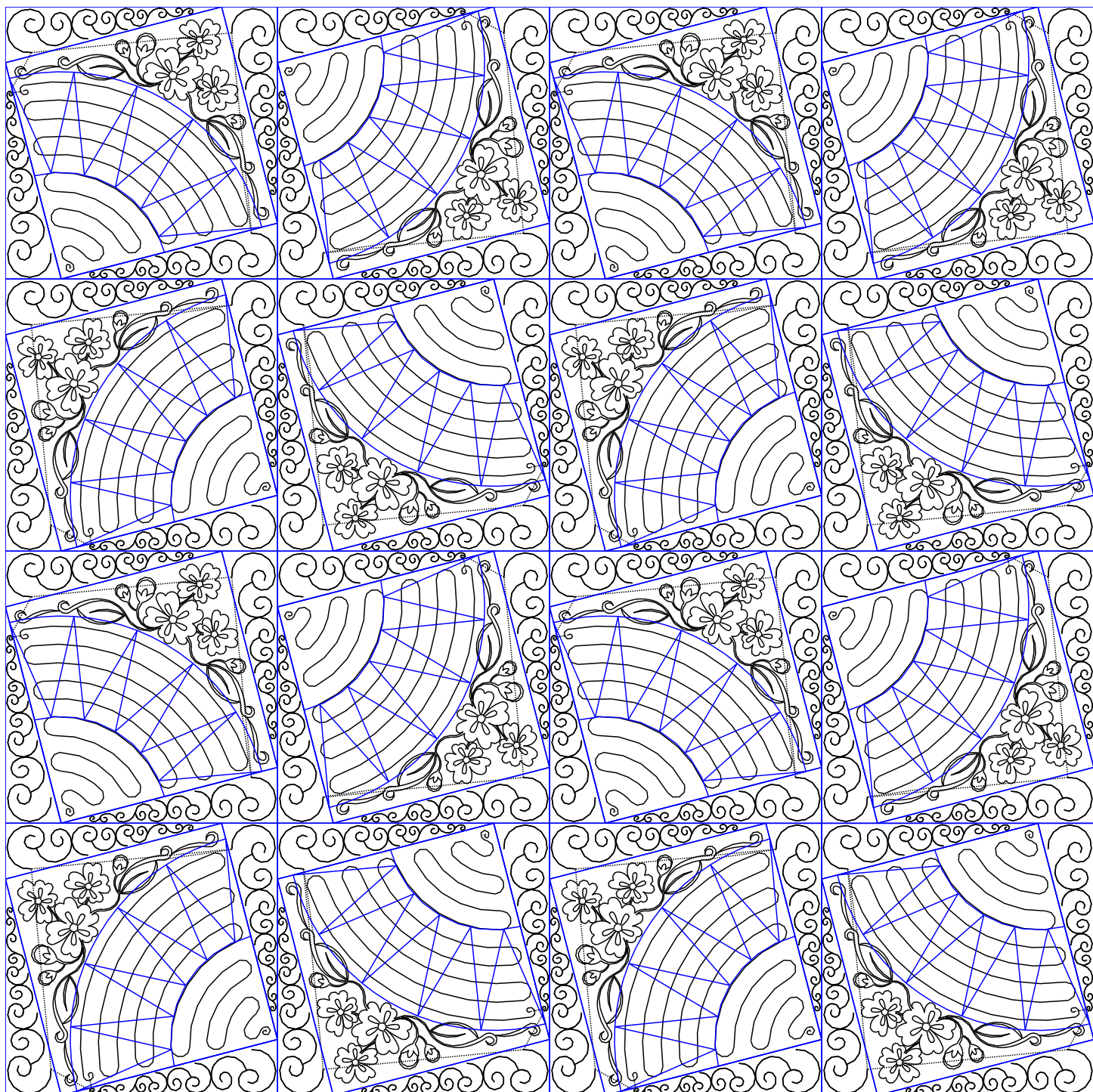
Dahlia Block 001 Layout



Dahlia Block 002 Layout



**Fan Bottom 003 and
Fan Topper 003**



Fan with Star Blades Layout

January Longarm Tip:

Did you know that you can use your longarm to make half-square triangles? Our guild is making a tree of life quilt for the 2012 Raffle Quilt. Each block has 30 half-square triangles and there were 20 pieced blocks in the quilt. That's 600 half-square triangles.

Load fabric #1 right side up. Layer fabric #2 right side down. Baste down the edges, place the pattern and quilt. You don't want much tension on the fabric, and you don't want your stitches per inch to be too high. This month the club patterns contain two half-square triangle patterns. As designed, these make 2" finished half square triangles.

Set up a batch and stitch them out. Then set up the next batch. If you do too many at one time, you'll have shrinkage issues to contend with.

This is a quilting service you can advertise to do for quilters (600 half square triangles stitched in about 45 mins). It took about two hours to cut them.

Favorite Longarm Supplies Vendors:

We've had many questions from new longarm quilters about the best places to buy their supplies. So, we thought we'd provide a list of our favorite vendors. This is not an exclusive list....you may already have other vendors who take care of your longarm supply needs...and we're not trying to convert anybody.

Superior Thread: I buy King Tut Thread in the 2000 yard cones, although they have poly thread as well. They sell wholesale only, so you'll need your sales tax certificate to set up an account. They have an amazing selection of thread. They have fabulous customer service and an easy online account set up process. They also ship internationally!
<http://www.superiorthreads.com>

Kingsmen Longarm Quilting Supply: They sell Hobbs batting, Signature cotton, and A&E Perma Core thread, plus the Quick Zip system, oil for your longarm, bobbins, machine parts, etc. They don't have a minimum order for anything, and they sell retail (at wholesale prices). These people are top notch people to work with!
<http://www.kmquiltingsupply.com>

Checker Distributing: Wholesale Only.....I have rarely looked in vain for anything quilt related on their site. Shopping for supplies can be addicting! Shipping is charged on large items, but not on items such as pins, needles, thread, books, scissors, or most other notions. They do charge shipping on bolts of fabric, luggage, cutting mats, Ott Lights, etc.
<http://www.checkerdist.com>

Quilter's Dream Batting: I have pretty much stopped purchasing rolls of batting. I find it easier to maintain an accurate inventory of batting, and it stores well. Unlike some packaged batting, I don't find that the QD batting is distorted, and so it doesn't require a trip through my dryer before I can use it. Some of my best friends who also have longarm quilting businesses stock packaged batting as well as batting on a roll. We agree that these people are easy to work with! <http://www.quiltersdreambatting.com>

Quilted Memories: This Hobbs Batting distributor is only a quick phone call away. She ships UPS or Fed Ex. UPS costs a bit more, but since they'll put my packages inside my garage rather than leaving it out on my front porch, I don't mind that extra cost. This lady (Lyn Heilman) makes it happen! When I find myself in a batting crunch, she's there for me! Just gotta love that! (Plus she provided all the classroom batting for the SUGAR 2010 Conference this past summer). <http://www.quiltedmemoriesllc.com>

Virginia Longarm: I buy the dress bag and the 3-sided zipper totes to deliver my quilts to customer. They bring their next quilt to me in their bag. When I arrive at our guild meetings, laden with my purple bags, people say it looks like Christmas. Their quilts stay clean and it adds a little extra class and professionalism to my business.
<http://www.virginialongarm.com> or call toll free at 855-566-4276.